

INSPIRATION  
INSPIRATION



B O A R D  
B O A R D



18-1148 TCX

19-4818 TCX

19-3933 TCX

19-2620 TCX

BOARD

COLOR  
COLOR



# FABRIC

# BOARD

ORGANZA

COTTON CHINT

SUEDE

INVISIBLE ZIPPER

COTTON CHINT

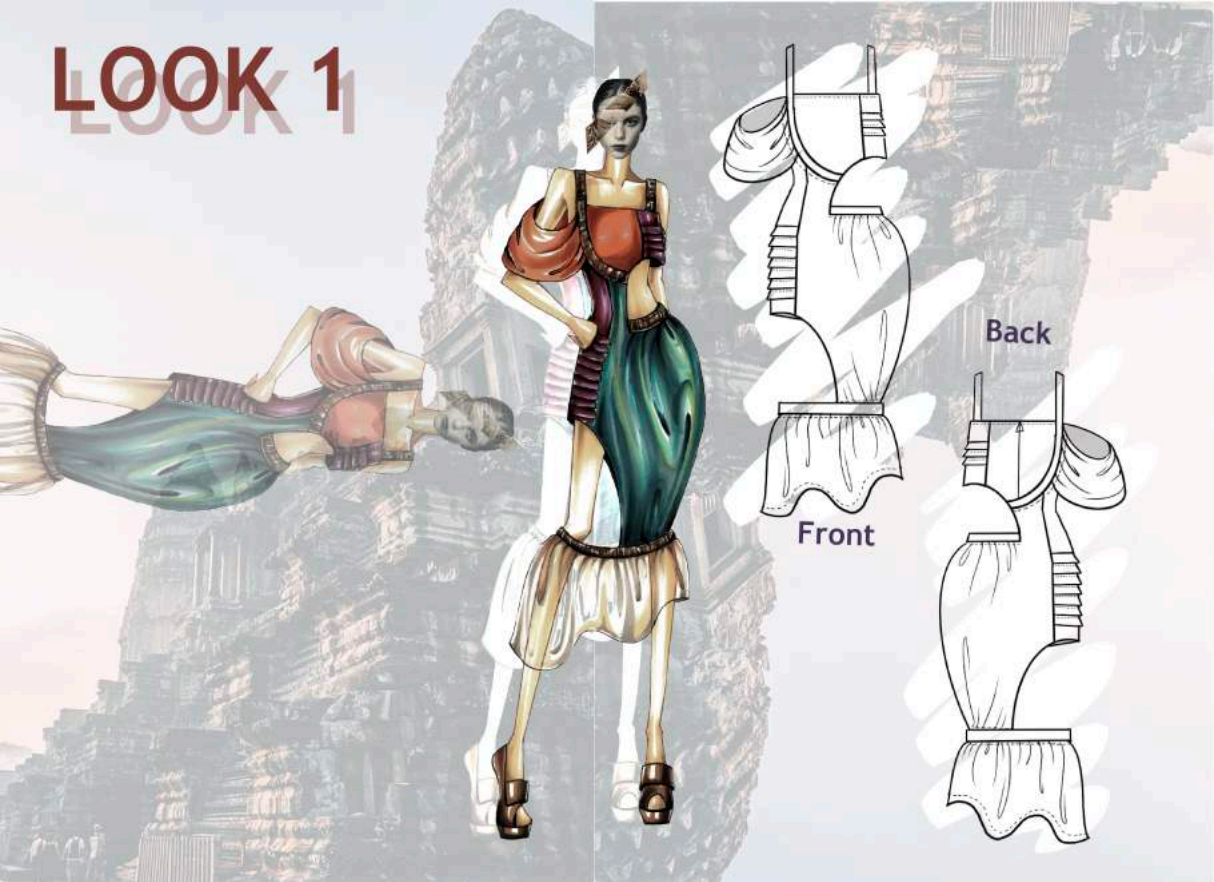


GROSS GRAIN RIBBON

COTTON CHINT



# LOOK 1



Back

Front



Front



Back



LOOK 2

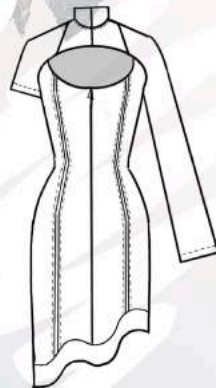


# LOOK 3

Front



Back



Front



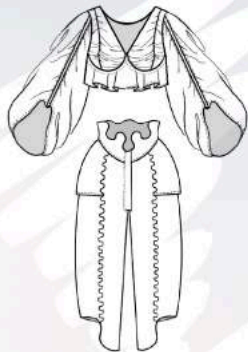
Back



LOOK 4



Front



Back



LOOK 5

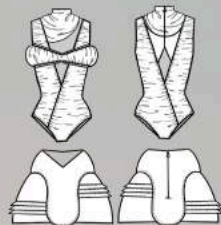


# LINE SHEET

## LINE SHEET



# TECHNICAL FLATS





ZINE

Sonpavorapong Sasipim

FD3A1

F19FD0605

The peaks of Meru.

the mythical mountain, Meru  
situated at the center of the universe

correspond

symbolizing

five towers

center of the monument

Direct meaning

Capital city temple

MEANING

Made of sandstone

Highest point

Nearly 70 feet into the air

15-foot high wall

Surrounded by wide moat

Project from invasion

Outside

APPEARANCE

Inside

TEMPLE

ANGKOR WAT

CAMBODIA

ANOTHER PURPOSE

Carved image. Low relief

Carved sculpture

Legend

War

Battles of kings

Churning of milk ocean

Ramayana

King of Nagas

Giant

Monkey

● Hindu's story

● Guardians and bridge direct to the temple

● Part of Ramayana

Apsara

● Angle

● Guardian for Angkor Wat

Facing west

←

Suryavarman 2 tomb

Symbolize the realm of the dead

Hindu's story that telling about

Vishnu

The way he was trying to be immortal again

By using Nagas

Angle

Giant

That left many chaos and 14 miracle

# Research

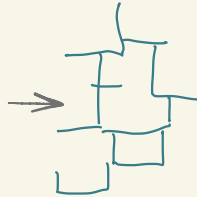
## ANGKOR WAT

Angkor Wat and the carving on its wall telling the story about gods, the Buddha or Hindu epics, also the wars and battles of kings, providing an insight into the lives of the Khmer people and details about the myths and legends or belief that passes down from one generation to the next.

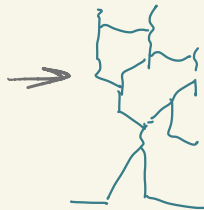
Craving. → Rambling Rouleaux



Stone structure block




Represent block  
Pattern



Overlock  
Outer layer



- Line - horizontal vertical diagonal
- Geometric shape - triangle square
- Block
- 3d effect





# Research



The churning of the ocean of milk is a momentous event in Hindu mythology that appears in the Bhagwat Purana, Vishnu Purana, and the Mahabharata. It is the story of the Devas (the Gods) obtaining the ultimate prize of immortality by consuming Amrit, the elixir of immortality.



→ Greedy

In this ritual many wonderful treasures that became the prototypes for their earthly and heavenly counterparts were brought up from the depths:

- Chandra — the moon
- Parijata — a beautiful and fragrant tree now planted in Indra's heaven
- Airavata — the four-tusked elephant
- Kamadhenu — the cow of plenty
- Madira — the goddess of wine, who became Varuni, the wife of Varuna
- Kalpavriksha — the wish-fulfilling tree
- Kaustubh — Dimond
- Uccaihsravas — the celestial horse
- Lakshmi — who became Vishnu's wife
- Shankha — Vishnu's conch
- Amrita — Vishnu's mace and magic bow
- Halahal — Deadly poison
- Dhanvantar — the physician of the gods
- Absara — Angle



Using many kind of creatures to get what Vishnu wants



Chaos



non-transparent ritual

- was carved on Angkor Wat's wall
- 3d form
- Stone craved
- Repetition



# Research

**Apsara** → (Beautiful, Supernatural females)

- There are one of the miraculous things that have emerged as a result of the rite



## Represent

- Goodness
- Beauty
- prosperity
- Guardians
- Angels from heaven
- Beauty standard on that period
- Dancing
- Believe about pregnancy
- The result from the ritual that pops up Thousands of them from the milk ocean
- All around Angkor Wat



Touching the chest of Apsaras to give you a good sign to pregnant



- Crown
- Bracket
- Necklace
- Anklet
- Arm



- Low waist
- Crop top
- Skirt
- Belt
- Body chain

Not all of Apsara represent a good thing

- Distraction from recluse while practicing
- Concubine for Vishnu



Even occur from **non-transparent ritual** but still wonderful by themselves

Reminds me about not thing totally good or totally bad, even Apsaras, who represent goodness. They never have a good beginning of their story

## Double-layer fabric

- Darker color — Represent darkness hidden inside
- Brighter color — Represent brightness on the surface → Main fabric

# DECK 1

## Primary visual



### Elements

- Silhouette
- Linework
- Propotion
- Detail
- Colour
- Historical
- Surface decoration and fabric manipulation
- Print
- Fabric
- Market level and genre

Absara is a type of female spirit of the clouds and waters in Hindu and Buddhist culture. They figure prominently in the sculpture, dance, literature and painting of many South Asian and Southeast Asian cultures. All around Angkor Wat to protect the temple and to transfer the temple to heaven.

Absara cave



Her protection



## Cross discipline



Ceiling is one kind of protection for building  
Protecting from

- Sun
- Rain
- Wheater

## Keywords

- Curved
- 3 dimensions
- Organic shape
- Stone

## Technique and material



For me, Embroidery rope to create line, curved and texture that convey to craved on primary visual





# DEVELOPMENT

- Embroidery
- Applique
- Gauze
- Rope
- Texture


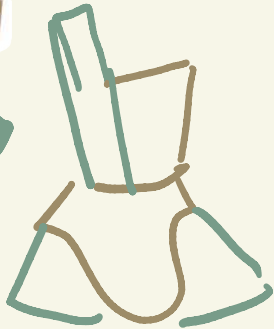
Thick rope and thin rope  
to create different  
thickness line to show  
uncertain natural carving  
line



Rope line texture referred to the carving stone line on Angkor  
Wat to me

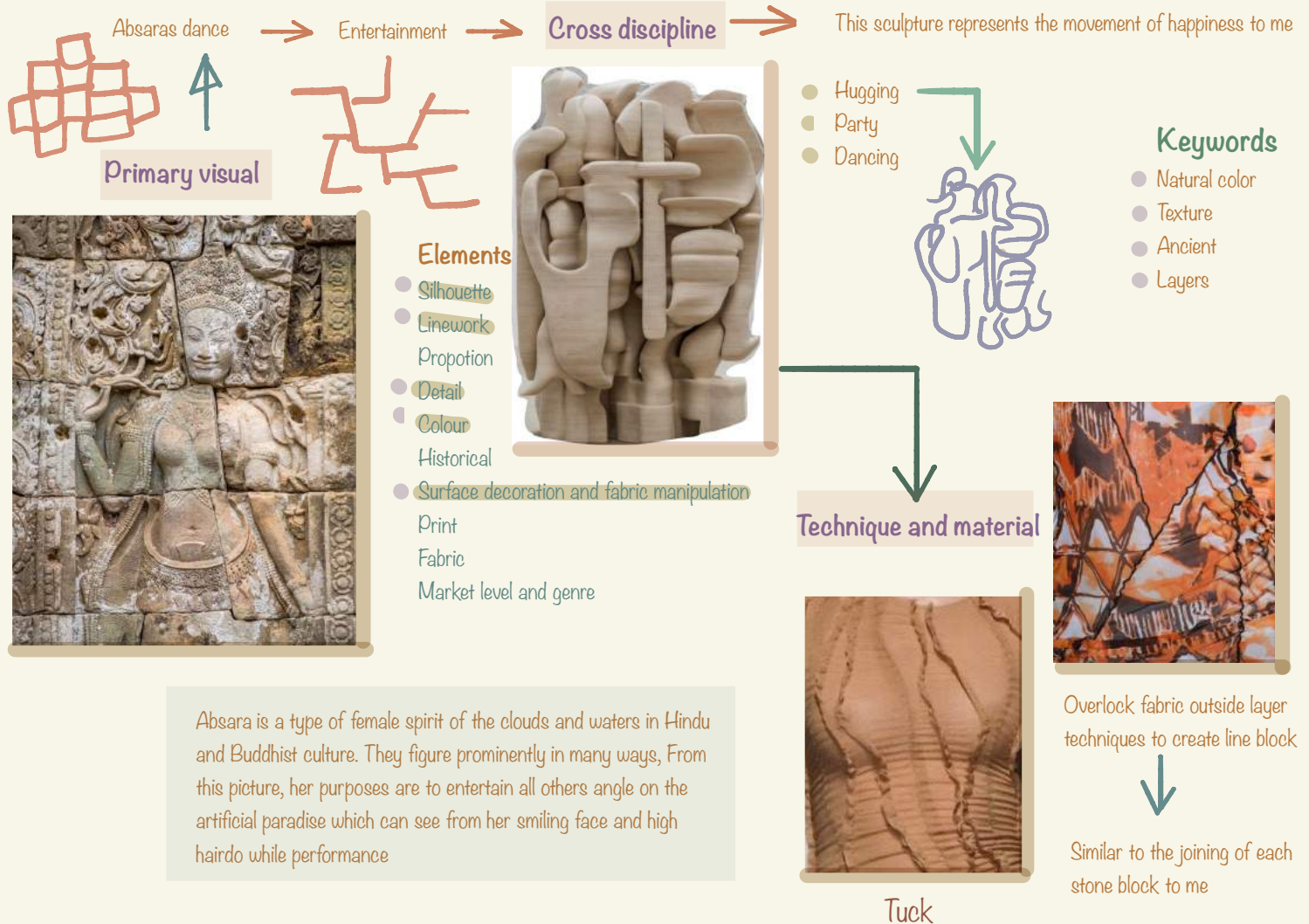


## COLLAGES



## SKETCHES

# DECK 2






# DEVELOPMENT

If apply to the knitted fabric I will get a curvy edge like I want to get

- 3 dimensions
- Mix color
- Line
- Geometric

Similar to wrong side fabric that supposes to be inside

But I applied this technique for the right side because I wanted to show the part that not much people mention it or hide the bad part of the ritual inside



This part stands up because of stitch lines



Backside of tuck



## Overlock tuck

I'm using zigzag stitches instead of overlock because I don't have an overlock machine at home and this gave me the similar outcome.

What can I create from this?


- geometric pattern
- Random shape
- Line shape

## COLLAGES





# DECK 3



The block of the stone creates the shape of a face  
feel like a pixel to me

## Primary visual



### Elements

Silhouette

Linework

Proportion

● Detail

● Colour

Historical

● Surface decoration and fabric manipulation

Print

Fabric

Market level and genre

## Cross discipline



Block of the wood create low horse's head

- Show respect
- Servant animal

## Keywords

- Block
- Heavy
- Texture
- Repititation

## Technicque and material



Pathwork in geometric shape similarly to stone block

these is the face of Bodhisattva, turning his face out in all four directions  
strange and mysterious, because if you were standing in the castle at any  
angle, you will not be able to escape from these sight in order to take care of  
the happiness of his people. This faint smile is called the Bayon smile, full of  
kindness by joining the stone block and craved on it until become big face

# DEVELOPMENT

Patchwork on fabric that can flip and see from every angle, that no right or wrong way to see



similar to the face of the bodhisattva that you can see from every angle all around the temple



## Patchwork

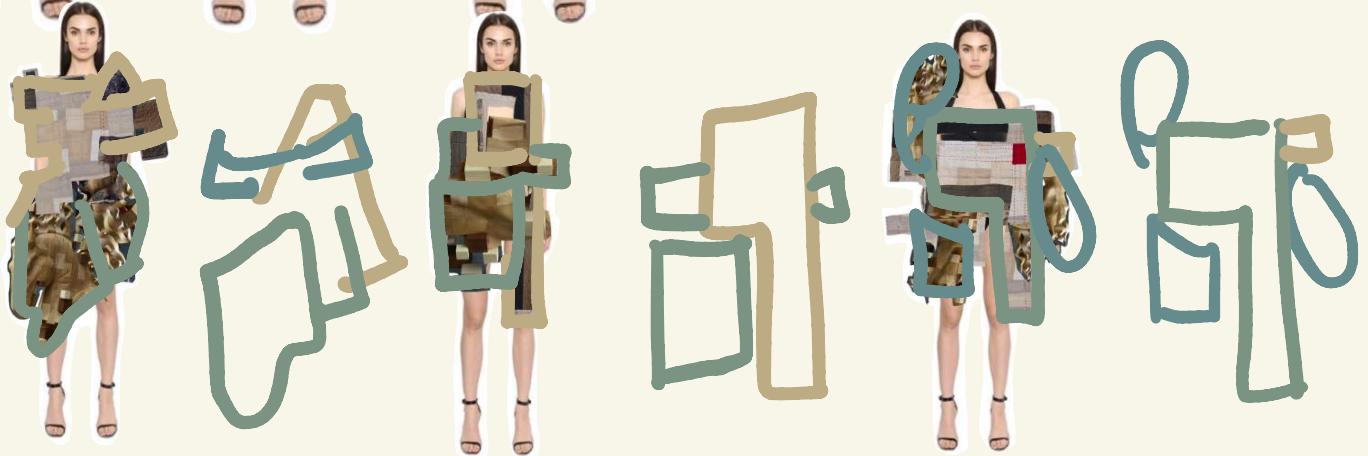

Using different stitch line to decorate and create more texture

- Rectangular
- Layers
- Block

## COLLAGES



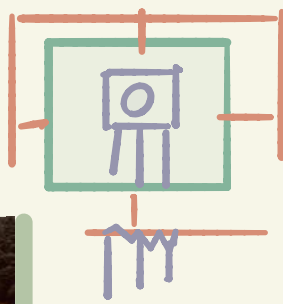
## SKETCHES





# DECK 4


## Primary visual



## Elements

- Silhouette
- Line work
- Proportion
- Detail
- Colour
- Historical
- Surface decoration and fabric manipulation
- Print
- Fabric
- Market level and genre

## Cross discipline



→ This sculpture telling me about  
Orderly block  
Deprive outsider

## Keywords

- Structure
- Ancient
- Geometric
- Layers

## Technique and material



This primary research is the front wall to the Angkor Wat entry which was built almost thousand years ago which are still durable until now because of the structure of the stone which are lined up in blocks, each block support each other and create the top of beautiful architecture. Khmer people in those days had strong belief in magic, sorcery, witchcraft and prophecy, as a way to protect themselves from their enemies, they cast the most powerful spell and buried the "Ar-tan" (the protector) along the gateway to Angkor Wat. It believes anyone possesses magical power, once walked pass the gateway will lose all their power.

Stone gateway

At tan powerful protection spell

→ Double protection →

Screen printing on top of original print to represent double protection



# DEVELOPMENT

## 2 layers

- The first layer is the fabric color or first print layer
- The second layer, is the design pattern

- Random shape
- Proposition
- Abstract
- Texture



Because I don't have screen printing machine so I tried do print mask making on fabric surface with water color and molding material

Mask making → Screen printing



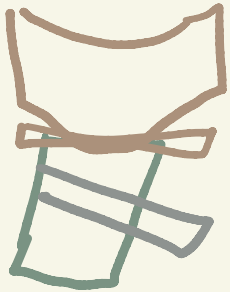
By creating 2 blocks of screen printing on different pattern and colors



## COLLAGES



## SKETCHES



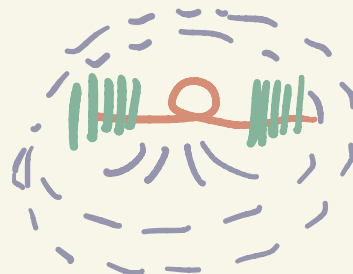
# DECK 5

- Conflict
- Greed
- Chaos

## Primary visual



The churning of the ocean of milk is a momentous event in Hindu mythology that appears in the Bhagwat Purana, Vishnu Purana, and the Mahabharata. It is the story of the Devas (the Gods) obtaining the ultimate prize of immortality by consuming Amrit, the elixir of immortality by incite greed and starting the conflict and split in to two for the none transparent ritual that causes many effects after that both good and bad. This legend was carved on the Angkor Wat wall to tell the story about how Apsaras occur.



Milk ocean

The meaning of this artwork is there is never only one side of the story that totally good and the other totally bad and this never ends well for the combat for both side

## Cross discipline

### Elements

- Silhouette
- Linework
- Propotion
- Detail
- Colour
- Historical
- Surface decoration and fabric manipulation
- Print
- Fabric
- Market level and genre



## Technique and material



Front and back pleated on double layers fabric

## Keywords

- Structure
- Ancient
- Geomatic



Long thread embroidery reminds me of the effect from artwork



Marbling




# DEVELOPMENT



Join 2 different fabric colors



Inner layer darker than outer layer



## Contrast wave tuck

➔ This technique shows inner and outer layers  
Before stitch line you will never see the inner layer



For me, it represents the darkness hidden inside that can see from the color I use

- Repitation
- Layers
- Fabric manipulation

This similar to  
tuck but twisted






# DEVELOPMENT

## Marbling on fabric

Involves floating paints on a surface of a thickened liquid and manipulating them to create a pattern

For me, two unbendable materials that can create a nice outcome to remind me of confection from the legend that creates apsara as one of the results of the ritual

- Organic shape
- Print
- Abstract
- Curve



Using nail polish instead, drop it on water

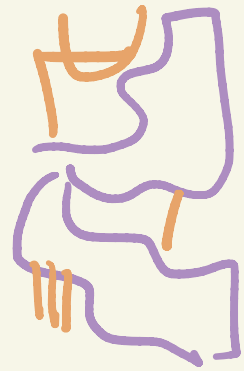

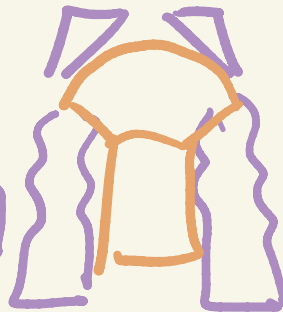



Use needle to draw the pattern



Transfer to fabric

## COLLAGES



## SKETCHES





# DECK 6

## Primary visual



Angkor wat

Tomb and death

Artificial Paradise

Two different story combine together

## Cross discipline

This sculpture reminds me of the death inside human body

## Keywords

- Mortality
- Darkness
- Magical
- Powerful

## Elements

- Silhouette
- Linework
- Propotion
- Detail
- Colour
- Historical
- Surface decoration and fabric manipulation
- Print
- Fabric
- Market level and genre

## Technique and material



Fabric manipulation origami

Color on both sides



Story hidden inside



Gathered

This primary visual is a tomb that was built by the king sayavoraman2 for himself in the future, by following the belief about life after death and king is part of Vishnu. Before he died, the king told his queen and his advisers that everything is uncertain but death is certain. The king wanted his tomb to build in a way that even God himself will be inspired. It is to be registered with every event and stories so that his descendants will remember his great legacy. The tomb is now known as Angkor Wat, which is facing west to symbolize the realm of the dead, as the sun sets over them.




# DEVELOPMENT

Using “cotton sateen” to get more structure but still shiny

## Origami fishscale



## Gather



- 2 side fabrics
- Similar to wave tuck
- Can create in many different shapes
- More structure fabric--clearer pattern

Calico  
thicker fabric  
More structure gather

Japan Cotton  
Thinner fabric  
More flowwy gather  
Softer look

I tried to gather in curve line on two different fabric for me to see which effect I want to have on my final design

## COLLAGES



## SKETCHES





# DECK 7

Pass though century

Water mark

Tree cover

Uneven texture

Structure still fine

Primary visual



## Elements

Silhouette

Linework

Proportion

● Detail

Colour

● Historical

● Surface decoration and fabric manipulation


Print

● Fabric

Market level and genre

Will never change water

Cross discipline





Just cover

Oil on water surface

"Fluid Motion" Photograph

● Remind me off Natural water movement



## Keywords

- Durability
- Overlay
- Naturally
- Centenary

## Technique and material



Tie-dye

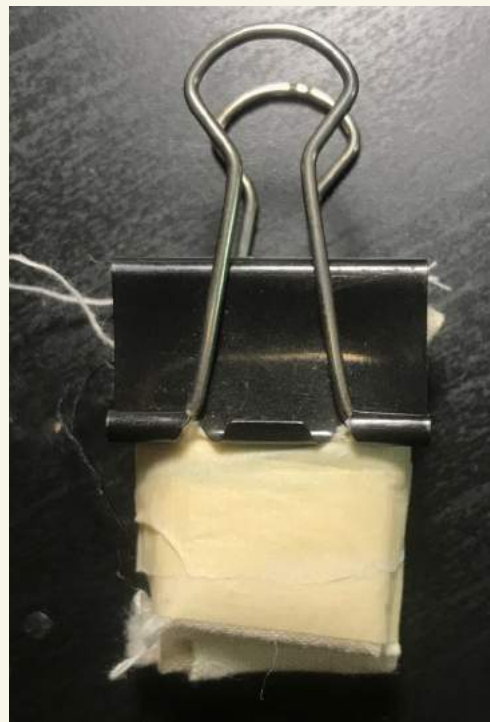


this perspective of the Angkor Wat is the most damaged part compare to others part because this building has been abandoned for a very long time until the big large shady tree came up and coverede. Even though there is a trace of natural water all over the stone that made stone texture unevenly, there stone on building structure never been destroyed and still remain until nowaday



# DEVELOPMENT

I folded in a square shape to get lock line that fill with color running inside



Shibori-tie dye



I wanted to get triangle shape but I tie too soft so the color go in some part shouldn't have color


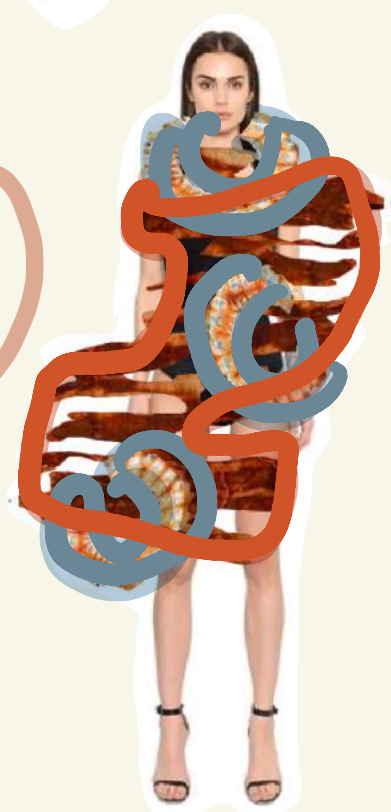
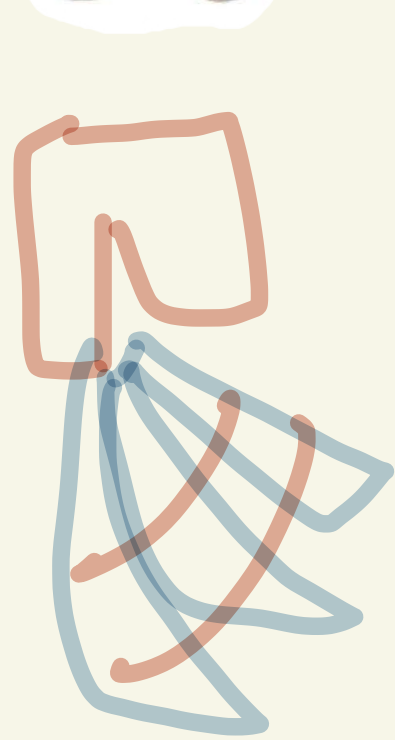
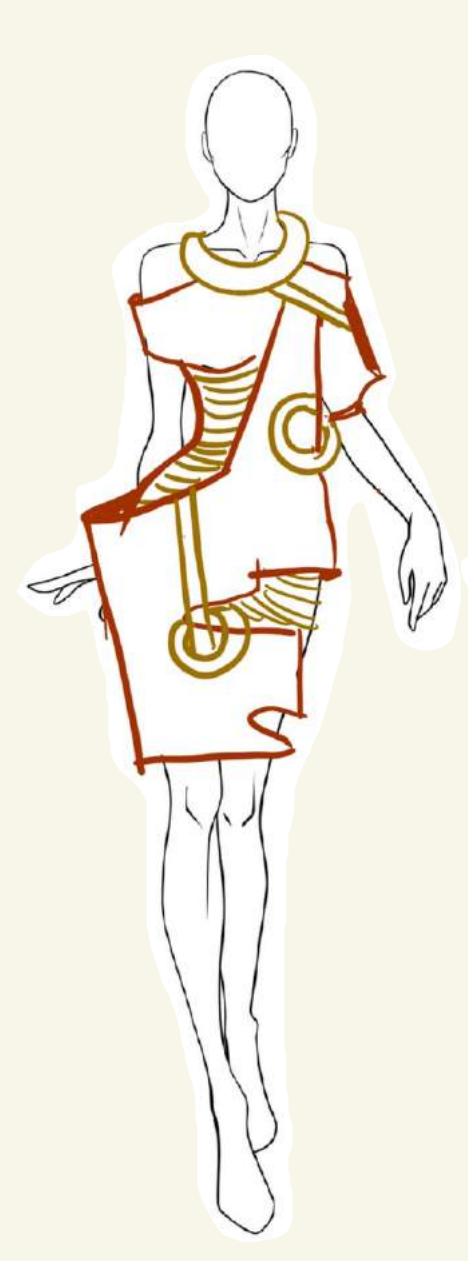
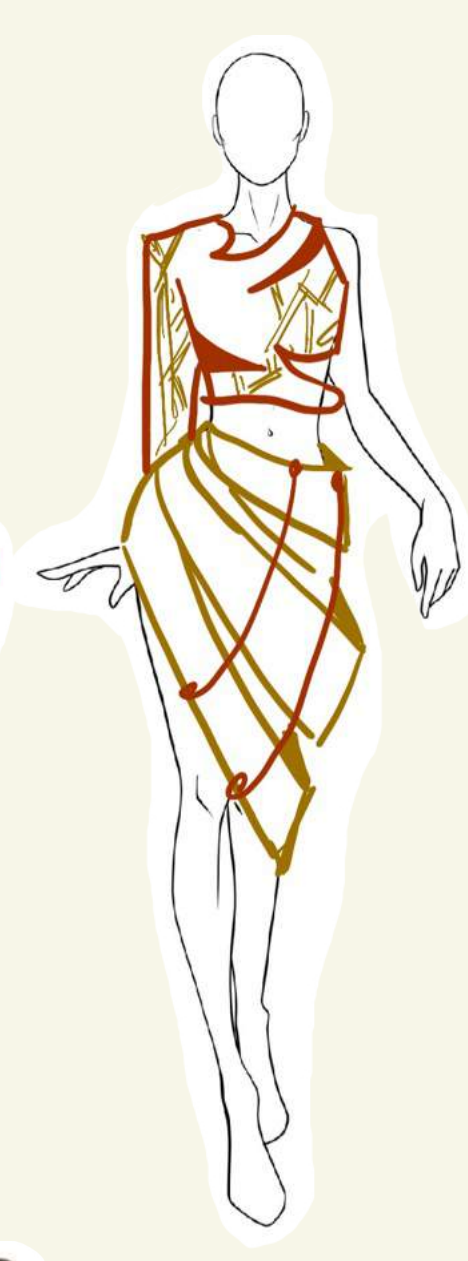
Shibori is the technique that plays with water running effect

I'm using coffee and food coloring to get the color I want

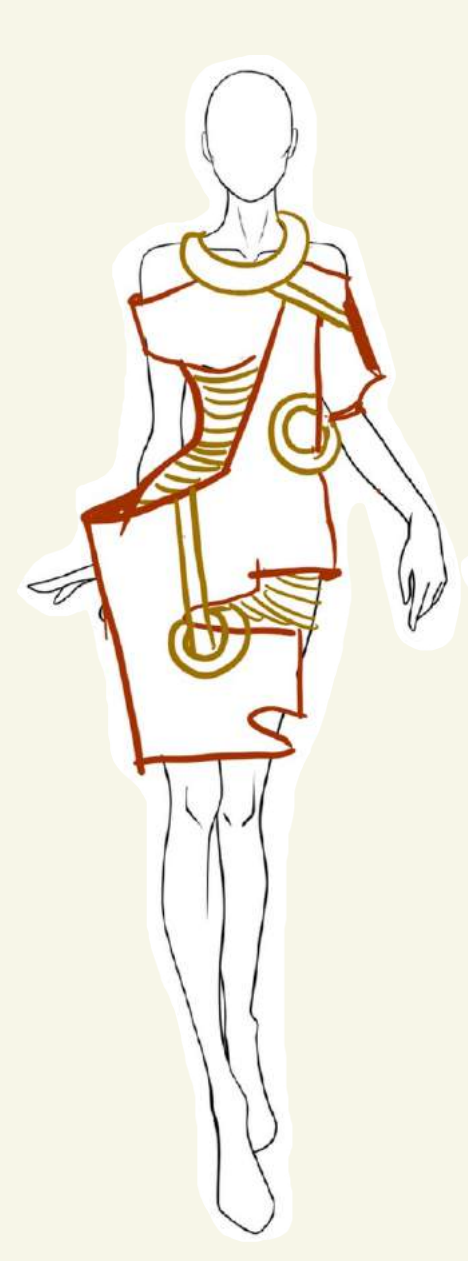
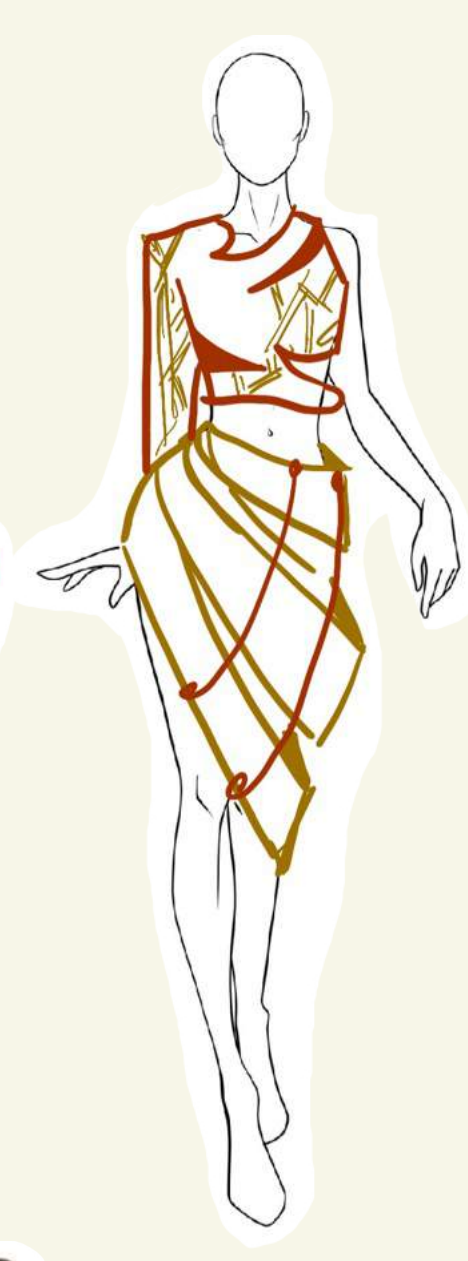
For me tie dye can create geometric and organic shape at the same time



## COLLAGES



## SKETCHES



# DECK 8

## Stable Equilibrium

### Primary visual

perspective stone block



### Elements

- Silhouette
- Linework
- Proportion
- Detail
- Colour
- Historical
- Surface decoration and fabric manipulation
- Print
- Fabric
- Market level and genre

### Cross discipline



This photograph show the balance for all the stone

- Balance both side
- Gap between each stone



### Keywords

- Balance
- Repitition
- Stone
- Geomatic

### Technique and material



Canadian smocking



Tuck

This is the walkway connecting the building all around Angkor Wat that is very cozy and allow wind and sunlight to pass through. The structure of this still is stone by putting in balance structure that very strong and nice rhythm that makes Angkor what looks good in visual. The walkway also is shown well management while they were building since that period of time.



# DEVELOPMENT

- Line
- Block
- 3 dimensions
- Fabric manipulation



Tuck

Back



Front



I'm chooses this pattern because the effect of it similar to block and give me geometric shape effect

## Canadians Smocking


- Grid pattern
- Create block

## Random tuck

- Thicker fabric will show the line more obvious
- Thinner and softer fabric will show less obviousxline

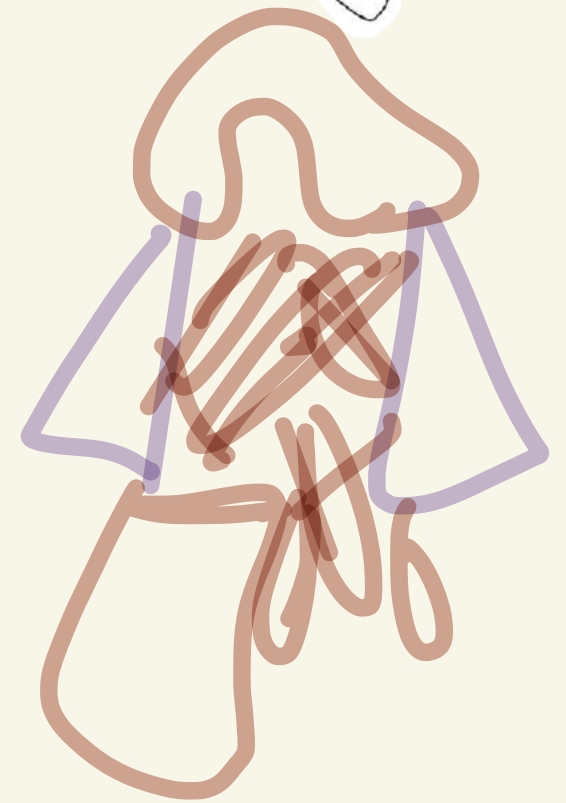
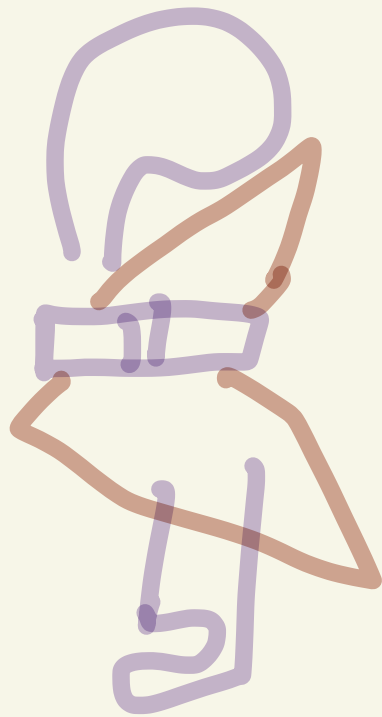
## Parallel tuck

- Most common tuck
- From this pattern can develop more to wave tuck





## COLLAGES



## SKETCHES





# DECK 9

Head ornament

- Protection
- Enhance prestige
- Lotus shape
- Represent water

This painting shows the Nakas and Narai

- 7 heads Nakas in lotus shape as a residence for Narai

Cross discipline

- Nakas is fiction creatures that live in water
- Resident of the cave underground

Keywords

- Glamorous
- Grand
- Distinguished
- Enormous

Technique and material

Elements

- Silhouette
- Linework
- Proportion
- Detail
- Colour
- Historical

Surface decoration and fabric manipulation  
Print  
Fabric  
Market level and genre

Primary visual



English smocking



Godet

Apsaras are wearing the head ornament. This becomes one of the signatures of them. The reason why they wear the head ornament is to indicate that they are angle from heaven and considered as prestigious jewelry. This allows us to distinguish Apsara from ordinary female statues. They have a variety of crown but the common design is shown as a picture, in a triangle shape with a square chair line with a curve line that represents water, where they were born.




# DEVELOPMENT

Where else can apply godet?

- Skirt
- Panel
- Hem

Can shorten or add the length of the godet



Using thick fabric to get more structure shape



More obvious triangle shape



Godet

The godet in a triangle shape popping up from the base panel



Lookalike the crown detail of Apsara upside down to me

- Structure
- Line
- Triangle
- Fabric manipulation







English smocking on Pleats

Pleats in half-circle shape interpret to cross discipline picture in the Nakas shape



## COLLAGES



# DECK 10

## APSARAS

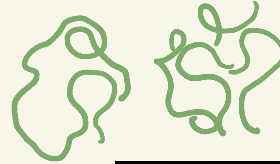
- Born from the milk ocean
- Delicate and graceful dance



Water wave  
Water flow

This sculpture represents the flowy organic shape in 3 dimensional

- Water bubbles
- Water form in organic shape



## Cross discipline

## Primary visual



## Elements

- Silhouette
- Linework
- Proportion
- Detail
- Colour
- Historical
- Surface decoration and fabric manipulation
- Print
- Fabric
- Market level and genre



## Keywords

- Organic shape
- Curved
- Delicacy
- Wavy
- Volume

## Technique and material

## Canadian smocking




## Pleats

Absara dance is a play by woman, sewn into the tight-fitting traditional dress, whose graceful, sinuous gestured are codified to narrate classical myths or religious stories. The costumes of the apsara role is based on the devatas as depicted on bas-relief of Angkor Wat. They wear a sampot sarabap, a type of silk brocade that is intricately pleated in the front.




# DEVELOPMENT


- Curve
- Repetition
- 3 dimensions
- Line



Stitch line in zigzag line



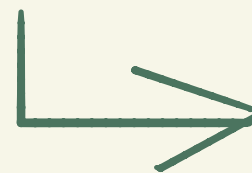
Zigzag Smocking



The zigzag smocking give me the 3-dimensional curve effect

Thin and shiny fabric to achieve the better outcome effect

- Flowy
  - Curvy
- Satin  
Organza



Pleats


I arrange the pleat in the curve and put some pearl to decorate



Relate to Apsaras delicate dance from water flow inspired



## COLLAGES



## SKETCHES




# COLLAGES





# SKETCHES





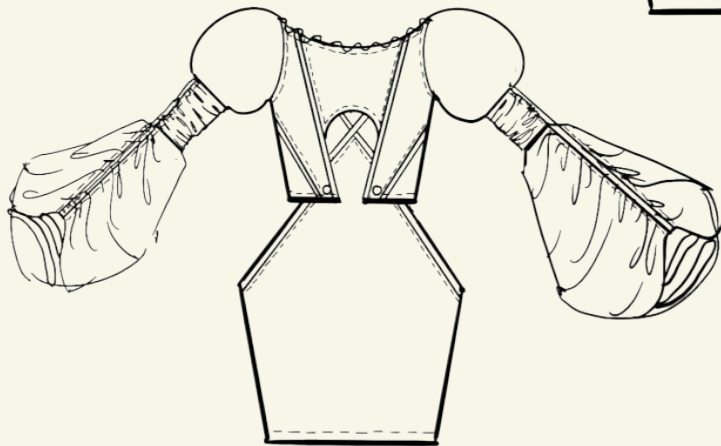
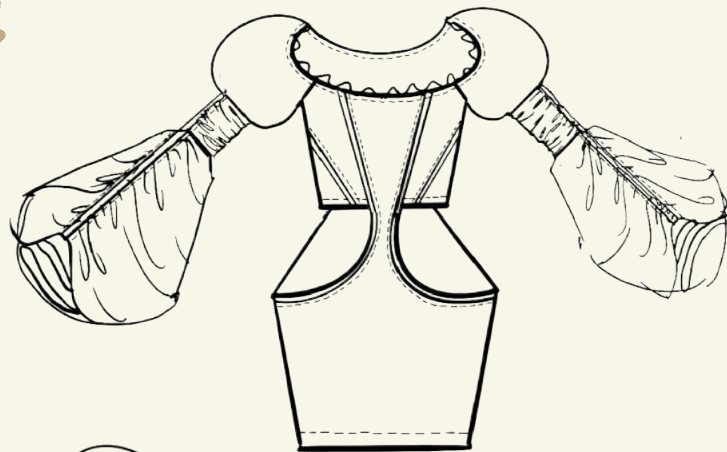
# DEVELOPMENT



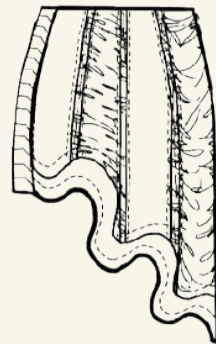
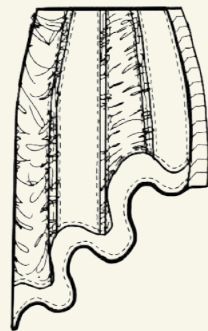
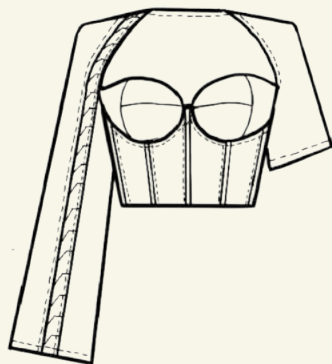
- Shibori
- Canadian smocking
- Contrast wave tuck
- Wave tuck
- Random tuck
- Gather
- Patch
- Rope embroidery
- Fish scale
- Origami
- Marbling
- Godet
- Pleats
- Canadian smocking
- Malbling



roll collar  
A line

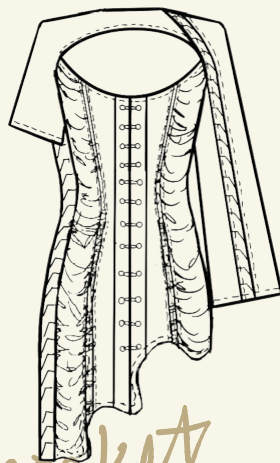
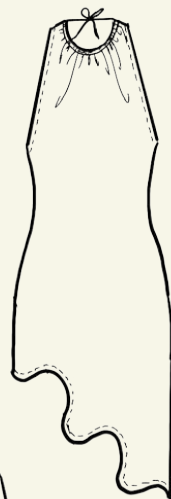
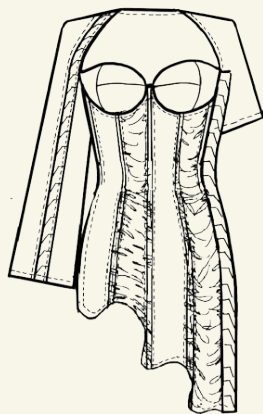


puff sleeve  
inseam pocket



inbeam pocket





inbeam pocket


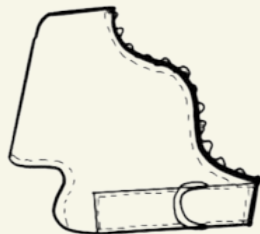
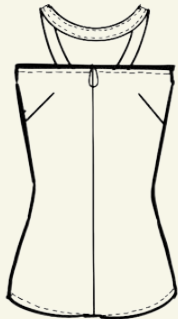
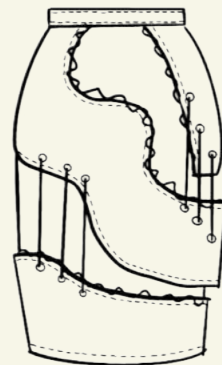
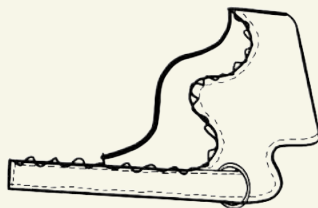
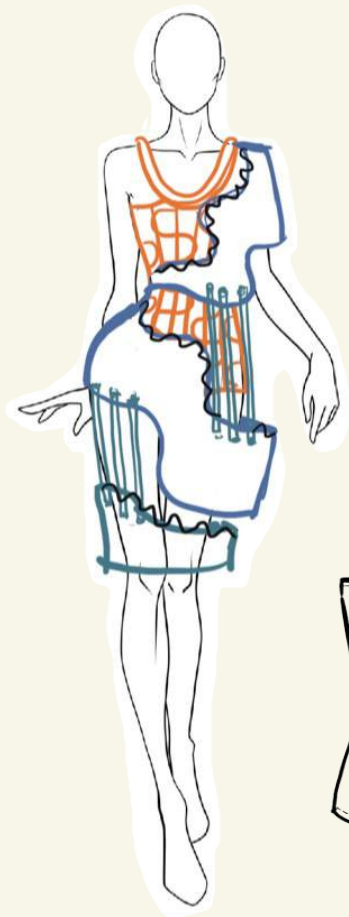


empire line  
no sleeve  
inseam pocket

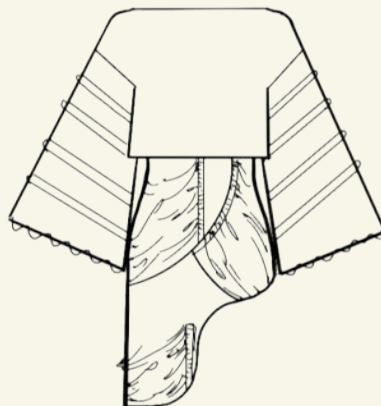
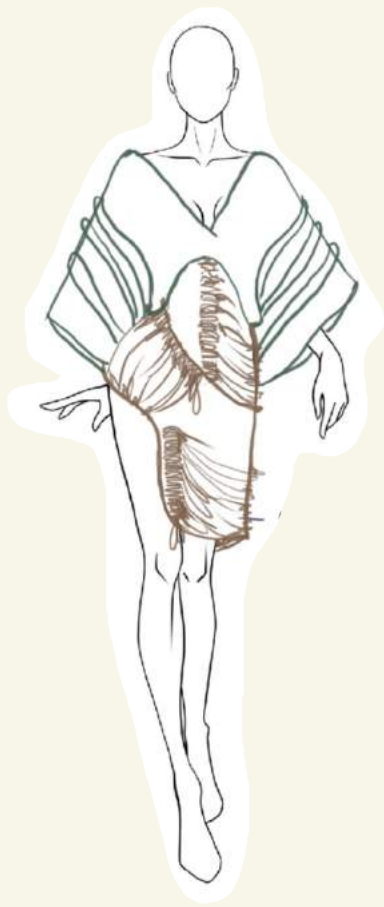


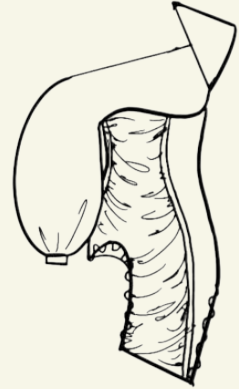
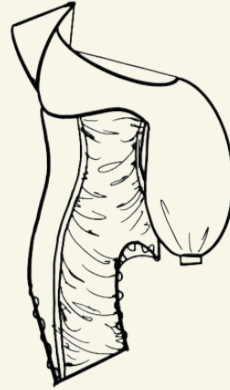
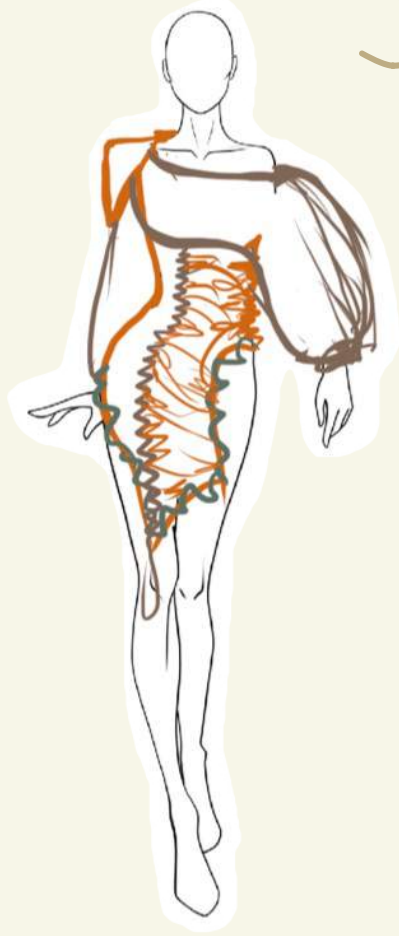


empire line  
no sleeve  
inseam pocket







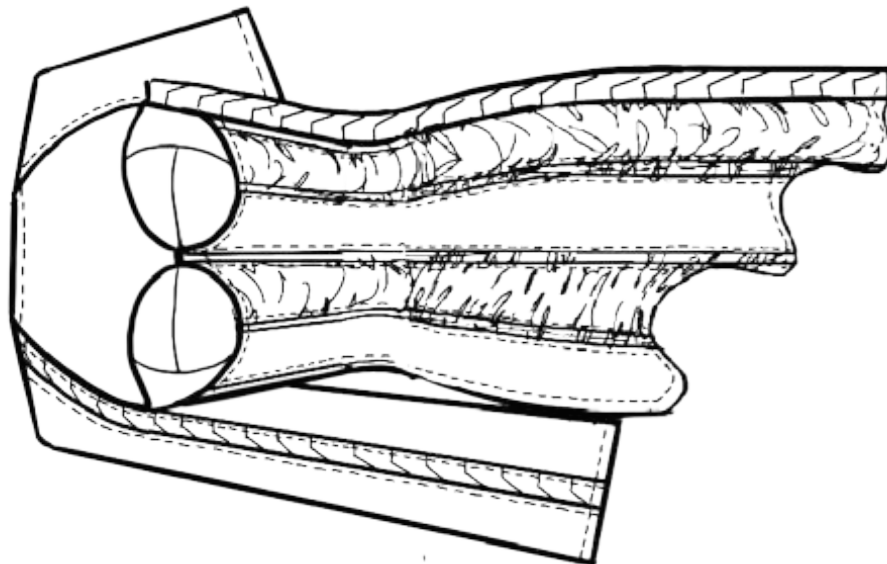
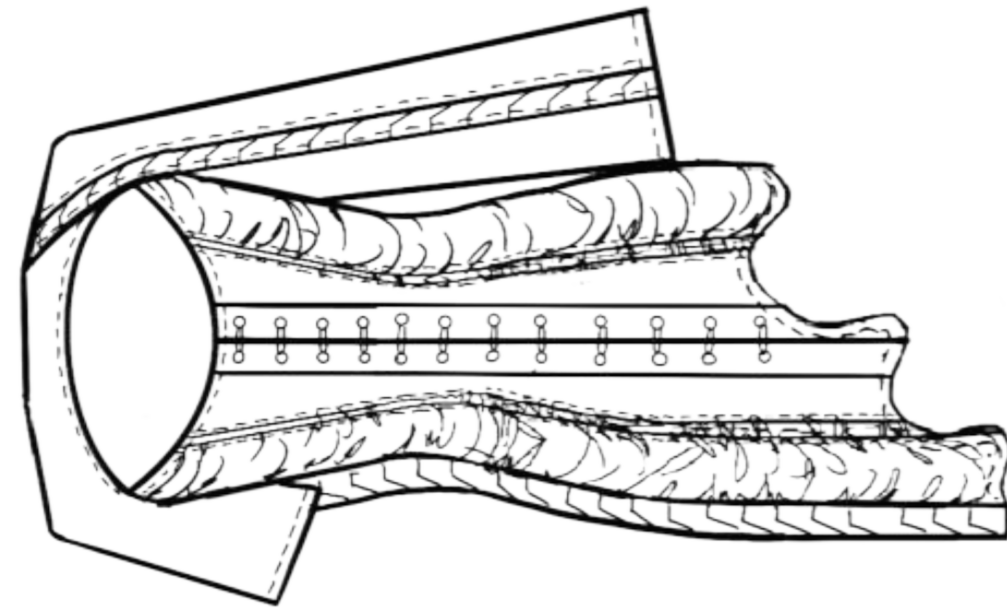
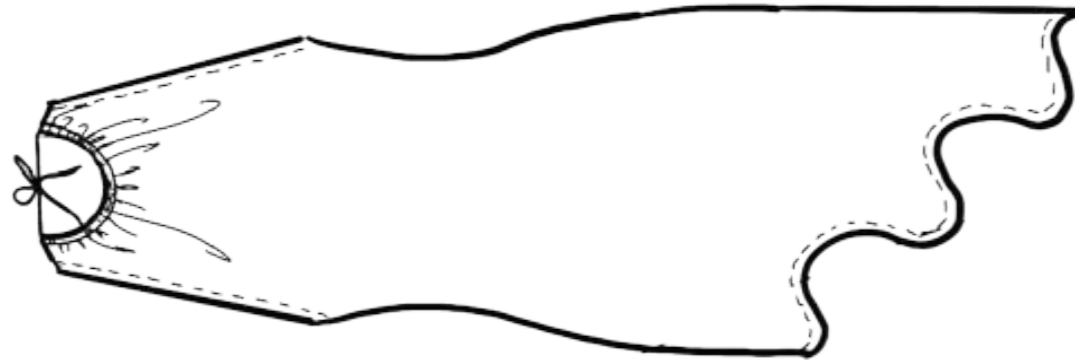
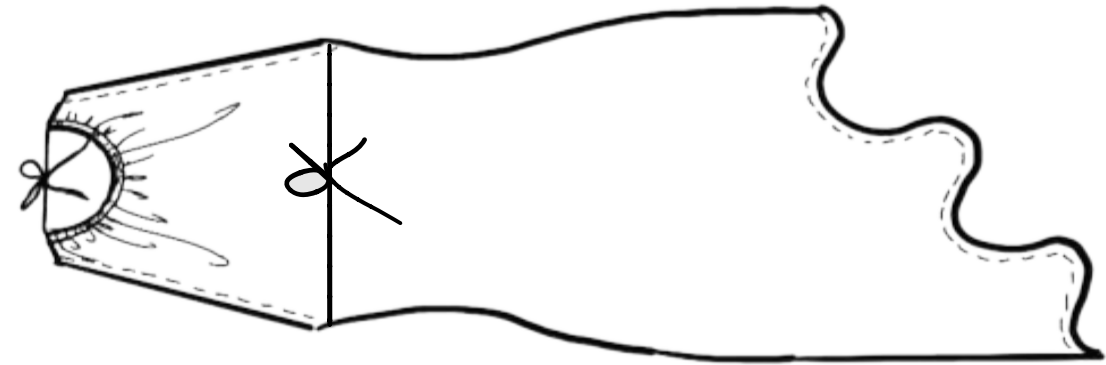



puft sleeve, raglan  
raglan sleeve  
round collar



Front

Back







## COLLAGES



## SKETCHES



# DECK 6

## Primary visual



## Keywords

- Mortality
- Darkness
- Magical
- Powerful

## Cross discipline

This sculpture reminds me of the death inside human body



## Elements

- Silhouette
- Linework
- Proportion
- Detail
- Colour
- Historical
- Surface decoration and fabric manipulation
- Print
- Fabric

Market level and genre



## Technique and material



Fabric manipulation origami  
Color on both sides



Story hidden inside

This primary visual is a tomb that was built by the king sayavoraman2 for himself in the future, by following the belief about life after death and king is part of Vishnu. Before he died, the king told his queen and his advisers that everything is uncertain but death is certain. The king wanted his tomb to build in a way that even God himself will be inspired. It is to be registered with every event and stories so that his descendants will remember his great legacy. The tomb is now known as Angkor Wat, which is facing west to symbolize the realm of the dead, as the sun sets over them.



Gathered



# DEVELOPMENT

Using "cotton sateen" to get more structure but still shiny

Origami fishscale



Gather



Calico  
thicker fabric  
More structure gather

Japan Cotton  
Thinner fabric  
More flowy gather  
Softer look

I tried to gather in curve line on two different fabric for me to see which effect I want to have on my final design

- 2 side fabrics
- Similar to wave tuck
- Can create in many different shapes
- More structure fabric--clearer pattern

## COLLAGES

## SKETCHES





# DECK 9

Head ornament

Protection  
Enhance prestige  
Lotus shape  
Represent water

This painting shows the Nakas and Narai

- 7 heads Nakas in lotus shape as a residence for Narai

Cross discipline



- Nakas is fiction creatures that live in water
- Resident of the cave underground

Keywords

- Glamorous
- Grand
- Distinguished
- Enormous

Technique and material



English smoking



Godet

Elements

- Silhouette
- Linework
- Proportion
- Detail
- Colour
- Historical

Surface decoration and fabric manipulation  
Print  
Fabric  
Market level and genre

Primary visual



Apsaras are wearing the head ornament. This becomes one of the signatures of them. The reason why they wear the head ornament is to indicate that they are angle from heaven and considered as prestigious jewelry. This allows us to distinguish Apsara from ordinary female statues. They have a variety of crown but the common design is shown as a picture, in a triangle shape with a square chair line with a curve line that represents water, where they were born.



Water wave

# DEVELOPMENT

Where else can apply godet?

- Skirt
- Panel
- Hem

Can shorten or add the length of the godet



Godet

Using thick fabric to get more structure shape



More obvious triangle shape

The godet in a triangle shape popping up from the base panel



Look like the crown detail of Apsara upside down to me

- Structure
- Line
- Triangle
- Fabric manipulation



English smocking on Pleats

Pleats in half-circle shape interpret to cross discipline picture in the Nakas shape



## COLLAGES



## SKETCHES

# DECK 10 APSARAS

- Born from the milk ocean
- Delicate and graceful dance

Water wave  
Water flow

This sculpture represents the flowy organic shape in 3 dimensional

- Water bubbles
- Water form in organic shape

Cross discipline

Primary visual



Elements

- Silhouette
- Linework
- Proportion
- Detail
- Colour
- Historical
- Surface decoration and fabric manipulation
- Print
- Fabric
- Market level and genre



Keywords

- Organic shape
- Curved
- Delicacy
- Wavy
- Volume

Technique and material

Absara dance is a play by woman, sewn into the tight-fitting traditional dress, whose graceful, sinuous gestured are codified to narrate classical myths or religious stories. The costumes of the apsara role is based on the devatas as depicted on bas-relief of Angkor Wat. They wear a sampot sarabap, a type of silk brocade that is intricately pleated in the front.

Canadian smocking



Pleats



# DEVELOPMENT

- Curve
- Repetition
- 3 dimensions
- Line



Stitch line in zigzag line

 Zigzag Smocking



Thin and shiny fabric to achieve the better outcome effect

- Flowy > Satin
- Curvy > Organza

The zigzag smocking give me the 3-dimensional curve effect



Pleats

I arrange the pleat in the curve and put some pearl to decorate



Relate to Apsaras delicate dance from water flow inspired

## COLLAGES



## SKETCHES

